

DISTRIBUTOR/AGENT:	DATE OF ORDER:
	DATE OF DELIVERY:
	NAME OF THE ADDRESSEE/USER:

FEATURES

- **Adjustable Trolli** is available in three sizes.
- **Frame:** light and umbrella folding system, in aluminium. It is painted with non-toxic epoxy powders. When folded Adjustable Trolli is compact and it allows you to carry it as if it was a travel trolley.
- **Headrest** adjustable in height, tilt and backward-forward. It closed with the stroller, there is no need to remove it.
- **Push handles with manual and parking brakes.**
- Resistant and durable **Backrest** guaranteed by the cross on the back. Reclinable on three positions and easily adjustable in height.
- Slightly tilted **Seat.** It is adjustable in depth and width thanks to padded pelvic side supports (additional components 958). The cross below ensures stability, comfort and durability.
- Extremely breathable **Upholstery** (not removable). It is resistant and easily washable. **Fire Retardant** according to *EN 1021-1:2014 and EN 1021-2:2014*.
- User manual **Bag** and wrench on the back of the backrest.
- **Legrest** adjustable in height. Elevatable and swivel **Footrests**, without encumbrance.
- **Front solid swiveling Wheels** 17 cm (7 in) for size 36 and 40; 20 cm (8 in) for size 43.
- **Rear solid Wheels with independent drum brakes**, 25 cm (10 in). for size 36 and 40; 30 cm (12 in) for size 43. **Overcoming step bar** on both wheels.

with adjustable headrest included



very breathable and fire retardant upholstery



Marked CE



Attention! Read carefully the user and maintenance manual

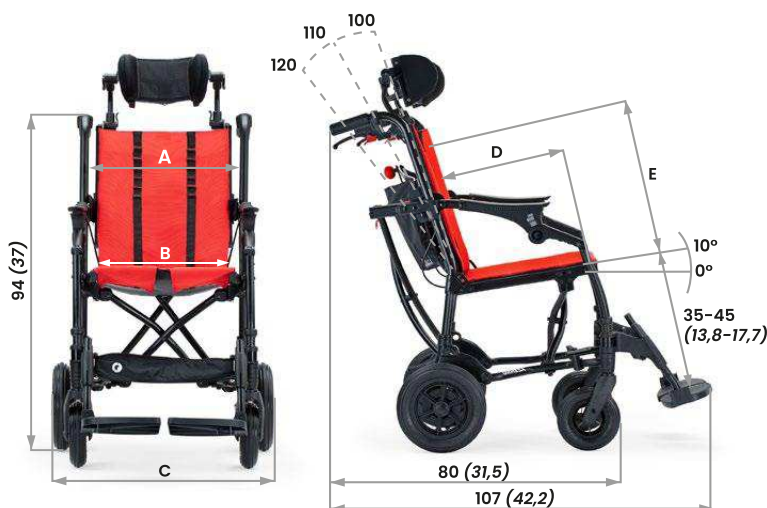
Please check off the interested products



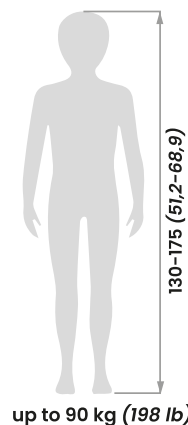
MEASURES

Size: Upholstery colour: Frame colour: **Black**

- size 36       Red  
 size 40       Black  
 size 43



Unit of Measurement: cm (in); kg (lb)




	A	B	C	D	E	F	G	Tot. weight
size 36	39 (15,4)	36 - 32 - 28 * (14,2 - 12,6 - 11 *)	59 (23,2)	36-46 (14,2-18,1)	46-56 (18,1-22)	42 (16,5)	94 (37)	15,1 (33,2)
size 40	43 (16,9)	40 - 36 - 32 * (15,7 - 14,2 - 12,6 *)	63 (24,8)	36-46 (14,2-18,1)	46-56 (18,1-22)	46 (18,1)	94 (37)	16,1 (35,4)
size 43	46 (18,1)	43 - 39 - 35 * (16,9 - 15,4 - 13,8 *)	66 (26)	36-46 (14,2-18,1)	46-56 (18,1-22)	46 (16,5)	97 (38,1)	17,1 (37,6)

\* using the 958 padded pelvic side supports the width is reduced by 4 cm (1,6 in) or 8 cm (3,2 in) removing the internal padding. 36-40-43 cm (14,2-15,7-16,9 in) width without padded pelvic side supports.

COMPONENTS

**951** Height adjustable push handles. It increases the total height of max. 7 cm (2.7 in); 94 cm (37 in) with standard push handles, 94-101 cm (37-39.7 in) with 951 push handles.


**COMPONENT TO BE ORDERED WITH THE PRODUCT**



▽ COMPONENTS TO CHOOSE ALSO AFTERWARDS

**838** Trunk side supports adjustable in height, width and rotation

S  M



**868** Wrappable and flexible trunk support, multiadjustable in height, width and inclination.

S



**958** Padded pelvic side supports they reduce the seat width by 4 cm (1.6 in).

**Extra Padding** they reduce the seat width by 8 cm (3.2 in).




**947** Pelvic belt with variable angle

S  M




**920** 4 point pelvic belt

S  M



**853 slim** 4 point shaped harness

M




**853** Vest harness with zipper

S




**834N** Padded and removable abduction block


mini/S  
 M



**839** Front handlebar, adjustable in tilt



**960** Heel rests



**956** Footrests adjustable in tilt




**858** Shopping basket



**812** Front wheel direction locks



**844** Padded side protection covers



**891** Set of 4 tie down hooks for the forward-facing transport of the pushchair in a motor vehicle.



Notes.....

.....

.....

.....

.....

.....

.....

.....



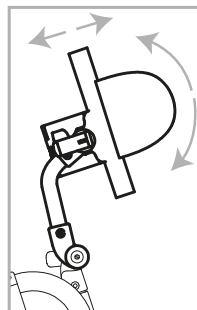
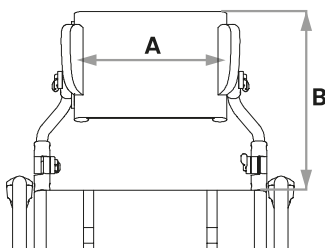
download and send the form to [info@ormesa.com](mailto:info@ormesa.com)

COMPONENTS  
MEASURES

**863**

Size 36 > A= 15 cm/5,9 in  
Size 40 > A= 15 cm/5,9 in  
Size 43 > A= 19 cm/7,4 in

Size 36-40-43 > B= 19-25 cm/7,4-9,8 in



**947**

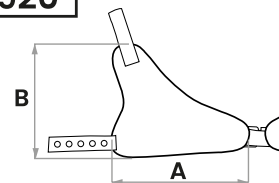


small  
A=19 cm/7,4 in  
B=6 cm/2,3 in

---

medium  
A=25,5 cm/10 in  
B=8 cm/3,1 in

**920**

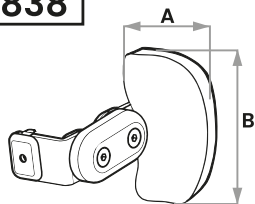


small  
A=16 cm/6,2 in  
B=15,5 cm/6,1 in

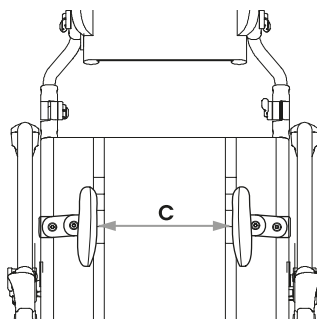
---

medium  
A=23 cm/9 in  
B=19 cm/7,4 in

**838**



Size 36 > C= 16-23 cm/6,2-9 in  
Size 40 > C= 22-29 cm/8,6-11,4 in  
Size 43 > C= 24-31 cm/9,4-12,2 in

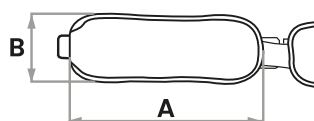


small  
A=10 cm/3,9 in  
B=13 cm/5,1 in

---

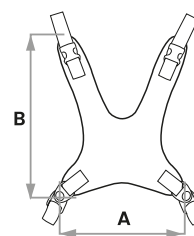
medium  
A=11 cm/4,3 in  
B=17 cm/6,6 in

**868**



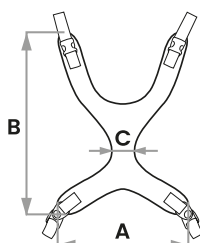
small  
A=26 cm/10,2 in  
B=9 cm/3,5 in

**853**



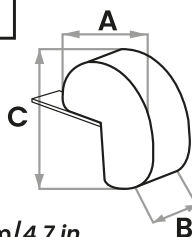
small  
A=25 cm/9,8 in  
B=34 cm/13,3 in

**853 slim**



medium  
A=33 cm/12,9 in  
B=46 cm/18,1 in  
C=5 cm/1,9 in

**834N**



mini/s  
A=12 cm/4,7 in  
B=4 cm/1,5 in  
C=14 cm/5,5 in

---

medium  
A=15 cm/5,9 in  
B=4 cm/1,5 in  
C=17 cm/6,6 in

